


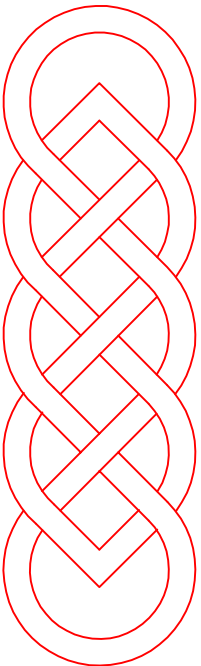
Find more free or inexpensive scroll saw patterns at [www.otbpatterns.com](http://www.otbpatterns.com)



LC-1330

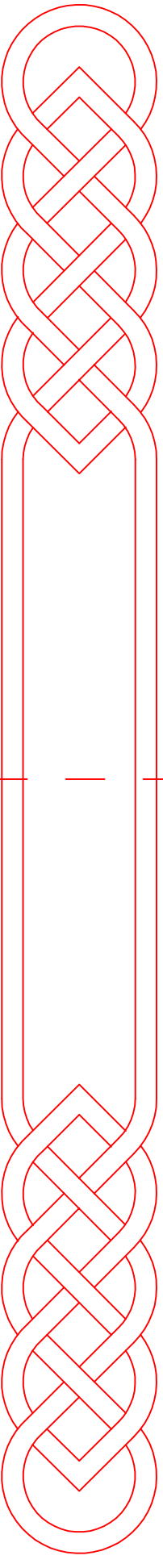
Celtic Knot A by OTB.

This leather craft pattern is ideal to use to layout a Celtic Knot on a 1½" wide belt.



Use the above pattern to create short knot work on a belt. Move the pattern to create longer knot.

Align the center line of the pattern with the center of the belt.



Use the above pattern to create a knotwork layout for adding a name. Width of name space may be adjusted by moving pattern.

©2013 Outside the Box Patterns

All Rights Reserved

Note to Professional Copy Services - The copyright owner grants you permission to make copies for the purchaser of this pattern who states the copies are for personal use.

For a more interesting look, add the short knotwork to either side of the long name knotwork, leaving a 1" space between the layouts