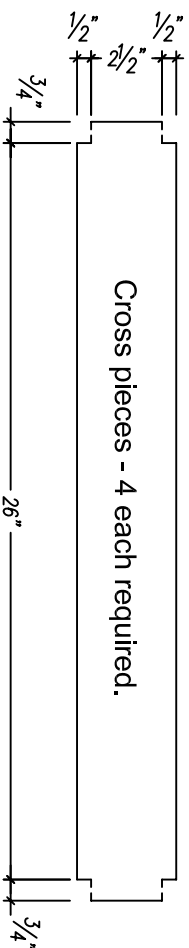




Copyright 2009  
All Rights Reserved.

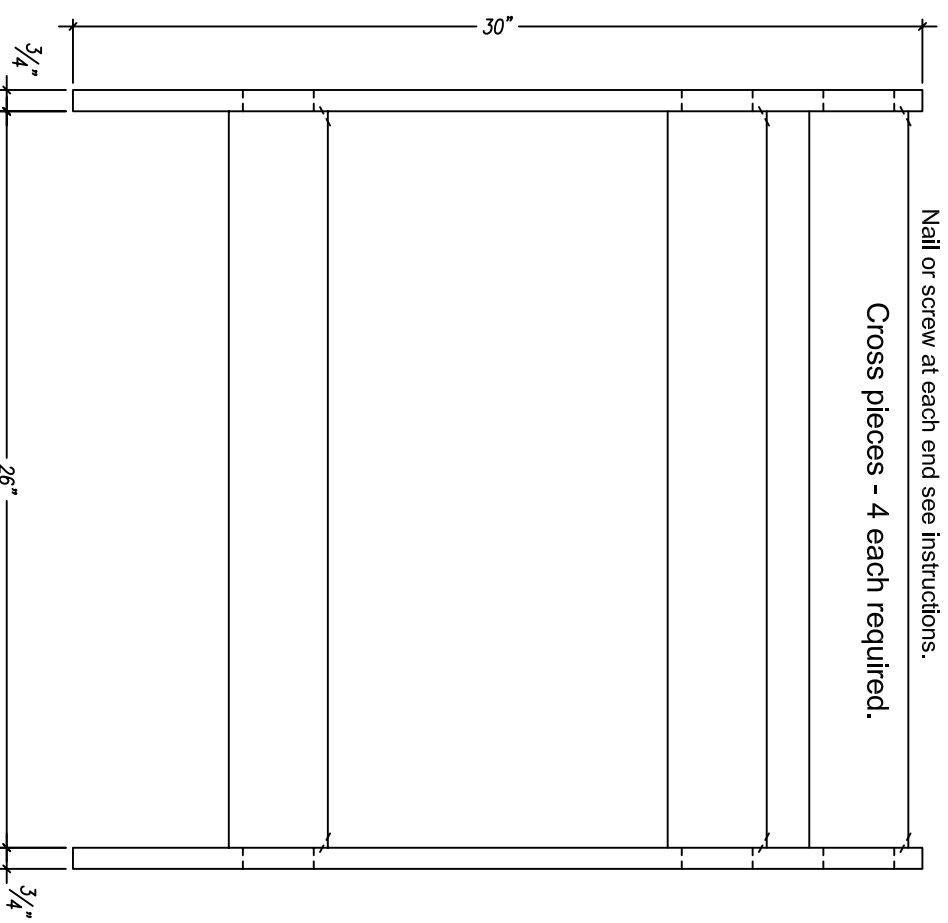
Recommended material: 3/4" Birch Plywood, or solid  
lumber glued for width.

WP-734 Quilt Stand  
27 1/2" Wide x 30" High x 11 1/4" Deep



Cross pieces - 4 each required. Use two each 1 x 4's or  
cut from plywood. (Finished size: 3/4" x 3 1/2" x 27 1/2"  
long) Notch four ends as shown on each cross piece.  
Glue each piece at the notches and slide into vertical  
uprights. Nail, or screw on angle from outside upright into  
each cross piece for stability (see image on front.). Fill  
holes with wood putty, and sand as required.

Stain or paint to taste.



Match Line

Match Line

A



Please make copies of this pattern prior to cutting in case you have problems, or need to make changes to your stand.

There are two different designs for the top of this stand.

- 1. Simple rounded edges (3" radius), or
- 2. (Broken Line) Match shape at bottom of unit.

©2009 Outside the Box Patterns  
All Rights Reserved

Note to Professional Copy Services - The copyright owner grants you permission to make copies for the purchaser of this pattern who states the copies are for personal use.

Match Line

B  
Match Line

# WP-606 Quilt Stand by OTB.

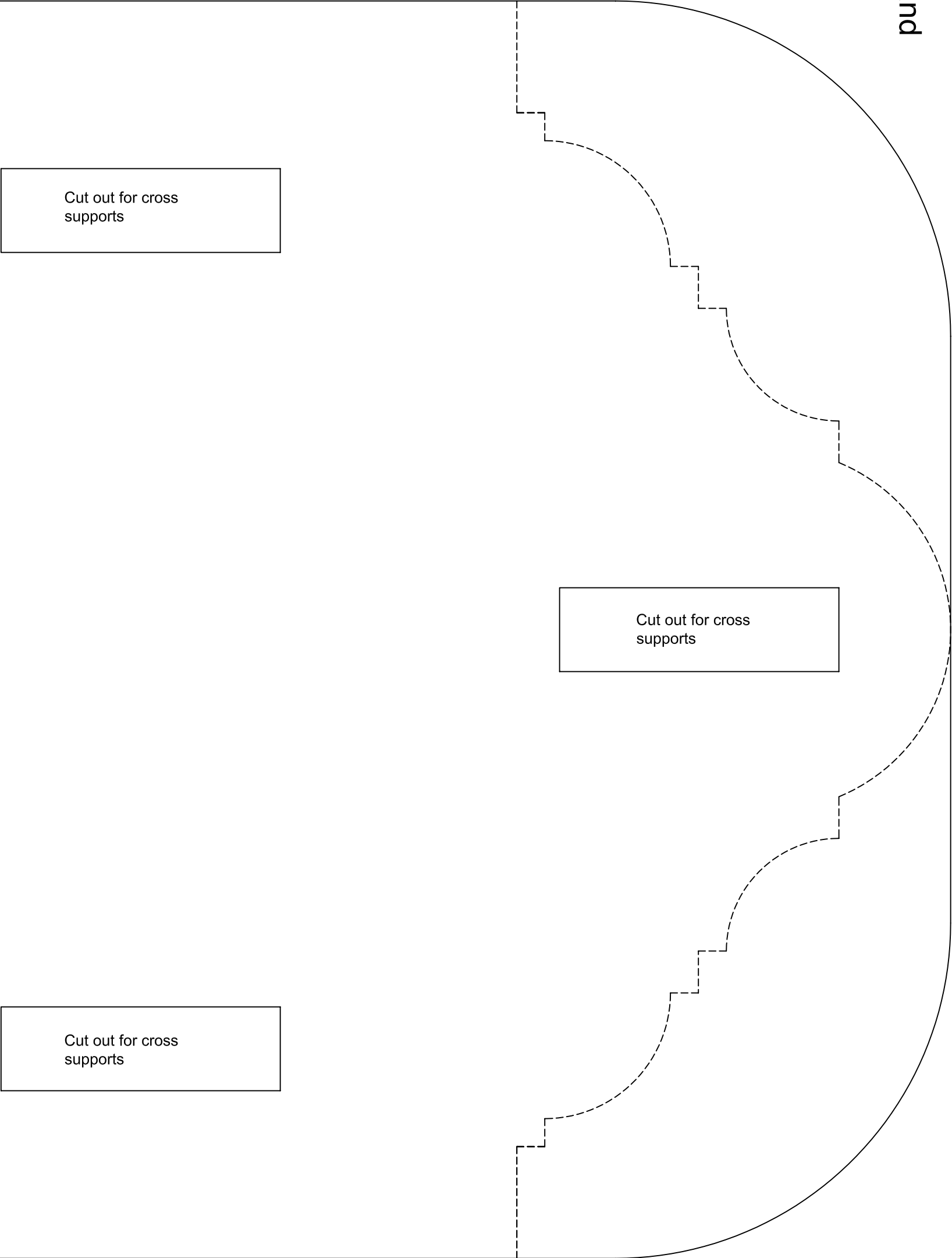
ENDS - 2 required

NOTE: This layout is  
on 11 x 17 sheets.

Please make copies of this pattern  
prior to cutting in case you have  
problems, or need to make changes  
to your stand.

There are two different designs for  
the top of this stand.

- 1. Simple rounded edges (3" radius),  
or
- 2. (Broken Line) Match shape at  
bottom of unit.



©2009 Outside the Box Patterns  
All Rights Reserved  
Note to Professional Copy Services - The  
copyright owner grants you permission to make  
copies for the purchaser of this pattern who  
states the copies are for personal use.

Match Line

Tape pattern pieces together at match lines.

A

Match Line

Match Line

Match Line

B

Cut out for cross supports

© 2009 Outside the Box Patterns  
All Rights Reserved

Note to Professional Copy Services - The  
copyright owner grants you permission to make  
copies for the purchaser of this pattern who  
states the copies are for personal use.